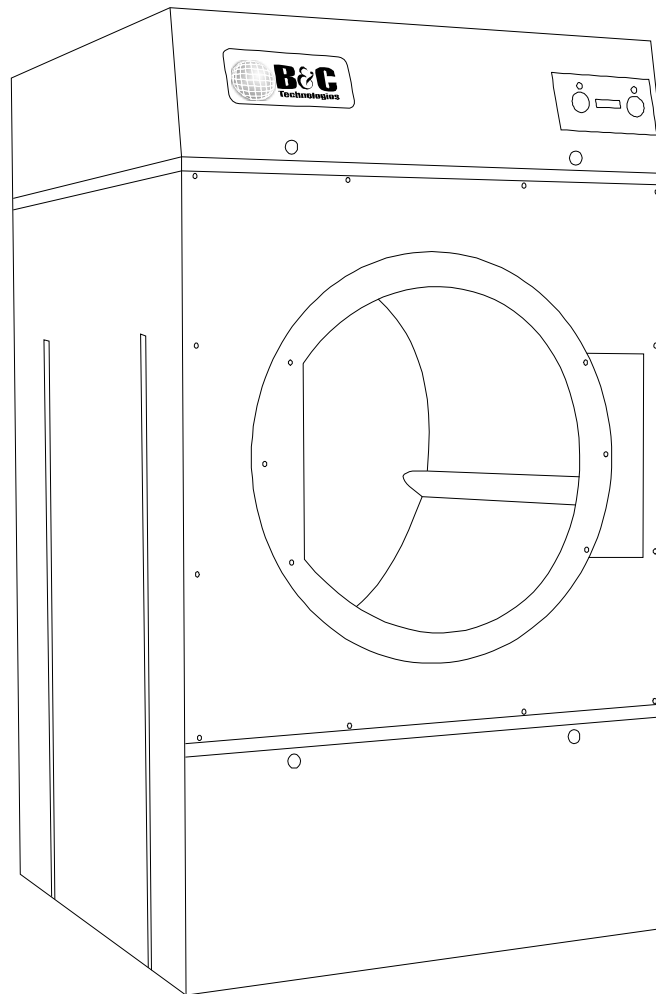


Dryer

DE-120 Parts Manual




B&C Technologies
Panama City, FL
(850) 249-2222
(850) 249-2226 FAX
www.bandctech.com

Accurate Technologies
Samutprakarn, Thailand
+ 66 (0) 2740-5511
+ 66 (0) 2740-5522 FAX
www.accuratethai.com



Revision 1.5
11-JAN-2010





Item	Part No.	Qty.	Description
1	A2-S120-001	1	Front panel assembly, top
2	A2-S120-002	1	Front panel assembly, middle
3	A2-S120-003	1	Door handle
4	A0-A090-008	1	Sticker logo
5	A2-S120-005	1	Door hinge
6	A2-S120-006	1	Door lint drawer filter
7	A2-S120-007	1	Front panel assembly, lower
8	A2-S120-008	1	Right panel assembly, top
9	A2-S120-009	1	Right panel assembly, lower
10	A2-S120-010	1	Left panel assembly, top
11	A2-S120-011	1	Left panel assembly, lower
12	A0-A013-002	2	Lock, Top panel
13	A0-A081-003	6	Cap nut
14	A0-A060-006	16	Screw
15	A2-SDE1-029	1	External mounting panel for EDG control
16	A2-SDE1-030	1	External mounting panel for Timer control




Item	Part No.	Qty.	Description
1	A2-S120-012	1	Exhaust duct outlet
2	A2-S120-013	1	Rear panel assembly
3	A2-S120-014	1	Electrical box
4	A2-S120-015	1	Back guard (Upper)
	A2-S120-015/1	1	Back guard (Lower)
5	A0-E014-010	1	Micro switch
	A2-SDE1-027	1	Cabinet sail switch complete shell (Check blower rotation)
6	A0-E008-805	1	Basket motor "Mitsubishi"
	A0-E008-873	1	Basket motor "Hitachi"
7	A0-E008-816	1	Blower motor "Mitsubishi"
	A0-E008-874	1	Blower motor "Hitachi"
8	A2-S120-031	1	Basket motor plate
9	A2-S120-032	1	Suction fan Motor plate
10	A0-A060-005	16	Screw





Item	Part No.	Qty.	Description
1	A0-A003-010	1	Door glass
2	A0-A078-013	9	Hexagon bolt
3	A0-E015-017	1	Door switch
4	A2-S120-028	1	Door switch box
5	A2-S120-004	1	Door ring
6	A0-A001-002-03	1	Door gasket
7	A2-S120-029	1	Door hinge panel top
8	A2-S120-030	1	Door hinge panel lower
9	A2-S120-017	1	Basket galvanized sheet
	A2-S120-019	1	Basket stainless steel sheet
10	A0-A036-004	1	Magnet catch



Item	Part No.	Qty.	Description
1	A2-S120-021	1	Fan side plate
2	A0-M003-005	1	Wheel suction fan
	A0-M008-119	1	Blower pulley
3	A0-A043-005	1	Lint drawer filter
4	A0-E015-011	1	Switch, limit momentary
5	A2-S120-007	1	Front panel assembly, lower
6	A2-S120-006	1	Door lint drawer filter

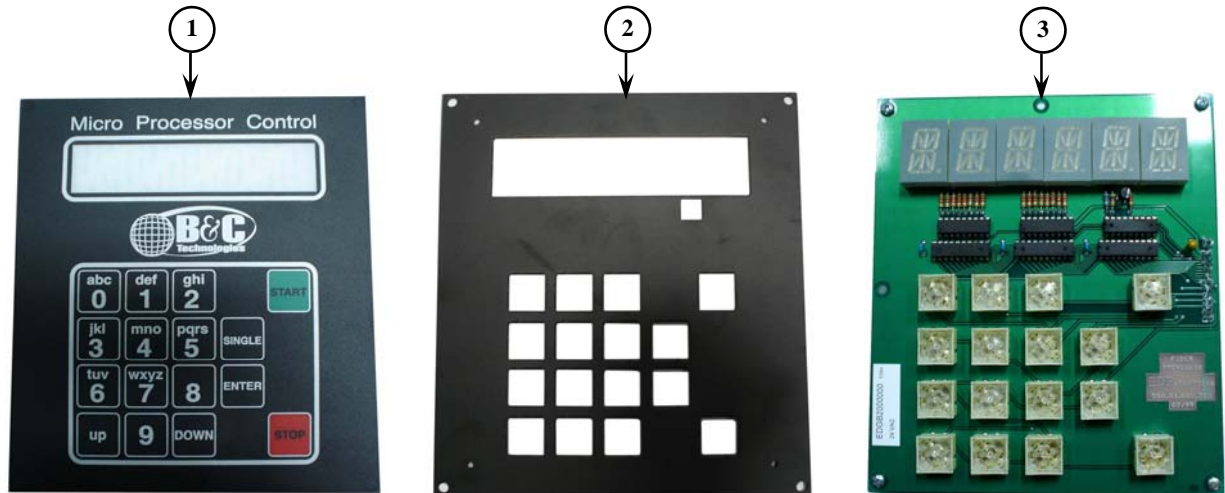


Item	Part No.	Qty.	Description
1	A2-S120-022	1	Bearing mount, top
2	A2-S120-023	1	Bearing mount, lower
3	A0-A074-005	2	Hexagon bolt
4	A0-A002-198	2	V-Belt
5	A0-M008-029	1	Basket pulley
6	A0-M009-034	1	Basket pulley bushing
7	A0-M008-032	1	Idler pulley
8	A0-M009-037	1	Idler pulley bushing
9	A0-M008-030	1	Idler sheave
10	A0-M009-035	1	Idler sheave bushing
11	A0-M008-031	1	Motor sheave (For 60Hz.)
	A0-M008-094	1	Motor sheave (For 50Hz.)
12	A0-M009-036	1	Motor sheave bushing
13	A0-A002-033	2	V-Belt
14	A0-A074-012	4	Hexagon bolt
15	A0-A079-027	3	Hexagon bolt
16	A0-A079-028	3	Hexagon bolt
17	A0-A079-029	6	Hexagon bolt

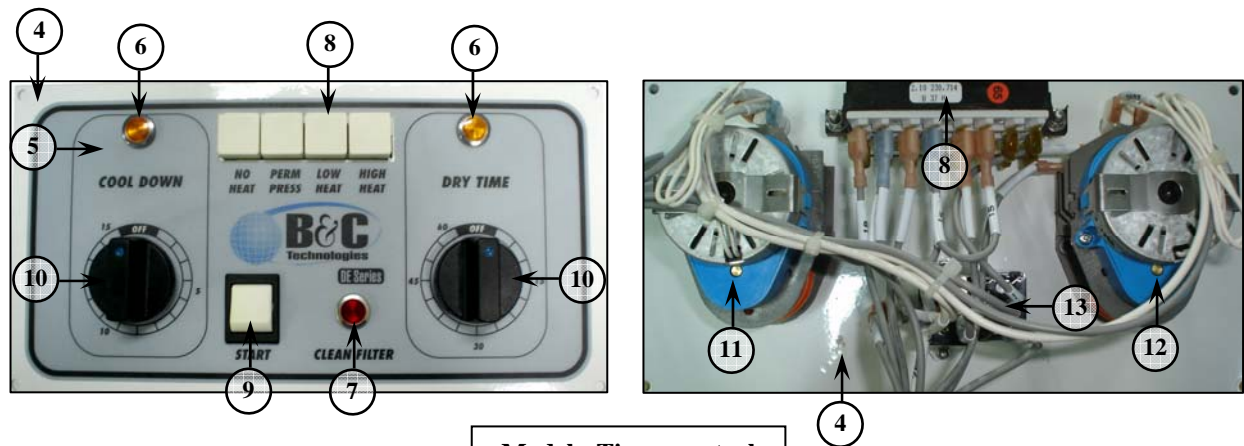


Option : Rotation Sensor

Item	Part No.	Qty.	Description
1	A2-S120-024	1	Basket shaft
2	A2-S120-025	1	Idler Shaft
3	A0-A076-009	2	Hexagon bolt
4	A0-A076-009	4	Hexagon bolt
5	A0-A076-008	2	Hexagon bolt
6	A0-A004-091	2	Bearing block unit+ housing
7	A0-A004-093	2	Idler Shaft Bearing
8	A0-A079-034	4	Hexagon bolt
9	A0-E023-001	1	Rotation sensor (Proximity sensor)





Model : Microprocessor control





Model : Timer control

Item	Part No.	Qty.	Description
1	A0-A090-039	1	Decal for microprocessor controller (EDG)
2	A2-SDE1-024	1	Controller plate (For EDG)
3	A0-E007-004	1	Microprocessor controller (EDG)
4	A2-SDE1-025	1	Controller plate (For timer)
5	A0-A090-049	1	Decal for timer controller
6	A0-E059-006	2	Indicator lamp (Amber)
7	A0-E059-005	1	Indicator lamp (Red)
8	A0-E033-011	1	Selector switch (4 Push button)
9	A0-E033-009	1	Switch On-Off
10	A0-A086-004	2	Knob, Pointer control
11	A0-E031-002	1	Timer controller (60 min)
12	A0-E031-003	1	Timer controller (15 min)
13	A0-E009-017	1	Relay




Option : Rotation Sensor

Item	Part No.	Qty.	Description
1	A0-E006-029	1	Transformer
2	A0-E004-036	1	Magnetic Contractor
3	A0-E004-011	2	Magnetic Contractor
4	A0-E025-020	1	Over load
	A0-E025-004	1	Over load
5	A0-E025-005	1	Over load
	A0-E025-008	1	Over load
6	A0-E021-040	1	Terminal, Block
7	A0-E055-001	1	Connector, Ground lug
8	A0-E010-031	2	Circuit breaker
	A0-E010-034	1	Circuit breaker
9	A0-E036-002	1	Mechanical interlock
10	A0-E017-002	1	Reversing timer
11	A0-E031-019	1	Watch dog timer
12	A0-E050-002	1	Bridge Rectifier




Option : Rotation Sensor

Item	Part No.	Qty.	Description
1	A0-E006-029	1	Transformer
2	A0-E004-036	1	Magnetic Contractor
3	A0-E004-011	2	Magnetic Contractor
4	A0-E025-020	1	Over load
	A0-E025-008	1	Over load
5	A0-E025-005	1	Over load
	A0-E025-004	1	Over load
6	A0-E021-040	1	Terminal
7	A0-E055-001	1	Connector, Ground lug
	A0-E010-031	2	Circuit breaker
8	A0-E010-034	1	Circuit breaker
	A0-E036-002	1	Mechanical interlock
10	A0-E031-019	1	Watch dog timer
11	A0-E050-002	1	Bridge Rectifier



Model : Timer control




Model : Microprocessor control

Item	Part No.	Qty.	Description
1	A0-E020-001	1	Ignition control
2	A0-E059-005	1	Lamp, indicator
3	A0-E010-034	1	Circuit breaker
4	A0-E021-039	1	Block terminal
5	A0-E020-202	1	Wiring harnesses
6	A0-E019-006	1	Wire, Suppression
7	A0-E055-006	1	Connector housing male (15Pole)
	A0-E055-007	1	Connector housing female (15Pole)
8	A0-E055-005	1	Connector housing male (9Pole)
	A0-E055-004	1	Connector housing female (9Pole)






Model : Microprocessor control





Model : Timer control


Item	Part No.	Qty.	Description
1	A0-E027-010	1	Temperature probe
2	A0-E016-011	1	Thermostat for high temp
3	A0-E016-011	2	Thermostat for "High Hear" selector
4	A0-E016-003	1	Thermostat for "Low Heat" selector
5	A0-E016-005	1	Thermostat for "Perm Press" selector










Item	Part No.	Qty.	Description
1	A0-A027-004	1	Burner gas
2	A0-E018-009	1	Gas valve (LP Gas)
	A0-E018-003	1	Gas valve (Natural Gas)
3	A0-E019-005	1	Spark probe
	A0-E019-006	1	Wire, Suppression
4	A0-E016-013	1	Thermostat
5	A0-E014-010	1	Micro switch
	A2-SDE1-028	1	Cabinet sail switch complete shell (Gas safety)
6	A0-A011-002	1	Nipple
7	A2-S120-034	1	Burner tube stainless steel
8	A0-A105-002-01	3	Nozzles gas LP Gas brass 1/4"
	A0-A105-002-02	3	Nozzles gas NGas brass 1/4"
9	A2-S120-036	1	Pipe, Gas inlet
10	A0-A089-002	3	Gas burner tube



Item	Part No.	Qty.	Description
1	A0-E005-009	1	Electric heater (Dryer)
	A0-E013-006	1	Heater box complete
2	A0-E014-010	1	Micro switch
3	A0-E021-028	1	Terminal
4	A0-E004-013	1	Magnetic Contactor



Item	Part No.	Qty.	Description
1	A0-A026-004	1	Steam coil
	A0-E047-006	1	Solenoid steam valve
2	A0-P005-050	1	Air solenoid valve
3	A0-P007-002	3	Tube PU polyurethane
4	A0-P006-100	3	Fitting elbow
5	A0-P006-101	2	Silencer
	A0-P009-003	2	Speed control valve
6	A0-P003-009	1	Air cylinder



Item	Part No.	Qty.	Description
1	A0-E010-024	1	Phase protection
2	A0-E003-014	1	EMI Filter
3	A0-E035-019	1	Lamp indicator (Red)
4	A0-E035-021	1	Lamp indicator (Blue)
5	A0-E033-003	1	Selector switch
6	A0-E032-018	1	Emergency stop
7	A0-E027-040	1	Temperature controller
8	A0-E027-033	1	Temperature sensor
9	A0-E040-001	1	Sprinkle valve
10	A0-E042-002	1	Buzzer
11	A0-E009-017	1	Relay